



ARUN C. GULANI, M.D., M.S., D.N.B., F.A.A.O., F.R.S.H.

American Board Certified - Licensed in Florida & New York

Founding Director & Chief Surgeon: Gulani Vision Institute

Externship Proctor: Midwestern University, Chicago, Illinois, USA

Fellowship Faculty: Universitas Miguel Hernandez, Alicante, Spain

Global CEO: Gulani Surgical Suites

**Former Chief & Professor: Department of Laser Refractive & Corneoplastique Surgery
University of Florida - School of Medicine**

PRESENTATIONS:

Sharing over 3 decades of innovative work with eye surgeon colleagues and eye care industry at prestigious podiums and conferences globally.

PUBLICATIONS:

Books, Book Chapters, Original Papers, Research, APPs, DVDs, Instructional Videos, Webinars, Podcasts and Audio publications.

INVENTED SURGICAL INSTRUMENTS & TECHNIQUES:

New award-winning surgical instruments designed along with innovative surgical techniques for Lasik, Cataract, Pterygium & Corneal Surgery.

- Corneoplastique™: Raised Lasik, Corneal & Cataract surgery to an Art
- KLEAR: A Systematized range of over 40 Kerato-Lenticulo-Refractive Surgeries
- MASTER Technique for “No-Pain” PRK surgery
- SPARKLE: “No-Stitch” Cosmetic Pterygium/Pinguecula Surgery
- LaZrPlastique & LenzOplastique: Vision-Optimized Lasik and Cataract surgery
- Color Doppler Sonography for intraocular lesions: Authored 1st textbook in World
- Think Outside The CONE: Keratoconus corrective techniques & applications

INTRODUCED NEW CLASSIFICATION SYSTEMS & PROTOCOLS:

1. 3-Tier Lasik Complication Classification
2. GPS (Gulani Planning System): Protocols for Staged Surgical Techniques
3. Excimer Laser Beam Profile Classification
4. Epithelial Ingrowth Density Classification in Lasik
5. Gulani 5S System for Advanced Lasik & Corneal Surgery

INTRODUCED NEW DIAGNOSTIC SIGNS

1. "Excimer Beam Profile Topography" (Lasik) for “Hot” & “Cold” Laser Spots
2. “On-Cornea”, “In-Cornea” corneal Scars using Innovative S/L Imaging
3. "Stalk Sign"(Retinoblastoma), “Bridge Sign”(PHPV), "Hanging Drop Sign” (Cysticercosis), "Auto-gonioscopy Sign" (Keratoglobus)

AWARDS AND GLOBAL RECOGNITIONS:

Twice gold medalist with numerous worldwide awards and prestigious recognitions throughout professional career (list available on request).

PRESENTATIONS:



*(Didactic Courses, Chaired Panels, Invited lectures, Submitted papers, posters
Instructional Workshops, Interactive Forums and Wet Labs at National and International
Podiums)*

American Society of Cataract and Refractive Surgery (ASCRS) - Boston, Massachusetts, May 2020 (Virtual Meeting)

- Instructional Course Instructor: Top the Train Wreck: Taking Lens & Laser Refractive Surgical Nightmares to 20/20
- Instructional Course Co-Instructor: Social Media for the Ophthalmologist: Challenges and Opportunities in the 21st Century
- Film: Taming Irregular Corneas to 2020
- Klear: Kerato-Lenticular Extended Armamentarium Refractive Surgery System
- Keratoconus; A Refractive Surgery: Straight to 20/20
- ART of Pterygium Surgery: Cosmetic Outcomes & 18 Years Follow up
- Corneoplastique: Reversing Refractive Complications to 20/20
- Taking Refractive Surgical Complications to Premium Cataract Surgery
- Film Festival: Taming Irregular Corneas to 20/20

American Academy of Ophthalmology (AAO) - San Francisco, California, 2019

- Gulani AC, Donnenfeld E, Agarwal A, et al: Released Textbook of ART of Pterygium Surgery. Theime Publishers (Germany, USA)
- Refractive Club: Future of Refractive and Premium Surgery

American Society of Cataract and Refractive Surgery (ASCRS) - San Diego, California, May 2019

- Skills Lab: Anterior Vitrectomy
- Poster# 55849: Next Day Cosmetic Outcomes of Pterygium Surgery: Sparkle Technique
- Instructional Course: Nightmares of Premium Cataract and Lasik Surgery to 20/Happy
- Film: Man in the Mirror: Treating Refraction Vs Reflection (Topography)
- Paper # 56342 : Update on a Premium Refractive System
- Session Panelist for: SMILE and ReLEx

American Academy of Ophthalmology (AAO) - Chicago, Illinois, 2018

- Irregular Cornea: A Surmountable Myth
- KLEAR: The Refractive System
- Keratoconus: Think Outside the CONE
- SPARKLE: Cosmetic Pterygium Surgery
- KLEAR Interview OSN

International Conference on Refractive & Cataract Surgery - Shanghai, China, 2018

- Corneoplastique: ART of Vision Surgery

Eye Advance Conference - India, June 2018

- Refractive Nightmares to Dream Outcomes
- Pterygium surgery: Next Day Cosmetic Outcomes (16 years follow up)
- The Gulani KLEAR System
- Keratoconus: Think "Outside the CONE"
- Corneal Scars; A Refractive Surgery: Straight to 20/20
- OPL Competition Judges Panel

American Society of Cataract and Refractive Surgery (ASCRS) - Washington DC, 2018

- KLEAR

- Arbisser L, Gulani AC. Skills Lab: Anterior Vitrectomy
- Pterygium next Cosmetic Outcomes
- Laser Eraser
- Ocular Sealant for Wound Closure in Post- Radial Keratotomy Cataract Patients: Retrospective Analysis
- Refractive Club: Future of Refractive and Premium Surgery

KLEAR™ – Ocular Surgery News, April 2018

American Academy of Ophthalmology (AAO) - New Orleans, Louisiana, November 2017

- Corneal Scars, A Refractive Surgery; Straight to 20/20
- Everyone is a Candidate: Pentacam & Keratograph in Full Spectrum Kerato-Oculo-Lenticulo-Refractive Surgery

International Congress of Scleral Contacts (ICSC) - Fort Lauderdale, Florida, July 2017

- Gulani AC, Trattler W, Donaldson K, Arces C, Whitley W: Expert's Panel (ICSC)

Advanced Refractive Congress (ARC) - Fort Lauderdale, Florida, July 2017

- Corneal Scars; a Refractive Surgery; *Gulani Planning System (GPS)* to 20/20

Intraocular Implant & Refractive Surgery Convention - Chennai, India, July 2017

- Corneoplastique: Art of Vision Surgery.
- Pterygium Surgery: Next Day Cosmetic Outcomes.
- Wise Men Symposium: Awwad, S., Dhimi, G.S., Donaldson, K., **Gulani, A.**, MacDonald, S., Parkash, R.O., Ramamurthy, D., Saad, A., Sachdev, M., Shah, R., Vohra, K., Wiley, W., Zaldivar, R. The Wise Men and Women.
- Film Festival: Video Competition: **Best Teacher Award**

Bombay Ophthalmology Association - Mumbai, India, July 2017

- One on One with Dr.Gulani: Complex Case presentations

Aravind Eye Hospital - Pondicherry, India, July 2017

- Grand Rounds. Corneoplastique: ART of Vision Surgery Keynote Address with Live Video

Aravind Eye Hospital - Madurai, India, July 2017

- Keratoconus: Think Outside the Cone.

American Society of Cataract and Refractive Surgery (ASCRS) - Los Angeles, California, April 2017

- Corneal Scars: A Refractive Surgery Video Film Festival
- Keratoconus Panel: Recent Advances in Keratoconus Surgery

Hawaiian Eye Retina - Hawaii, January 2017

- “Corneal Surgery Panel Discussion”.
- “Laser Photorefractive Keratectomy for Radial Keratotomy: New Carpet on Broken Tiles.”

American Academy of Ophthalmology (AAO) - Chicago, Illinois, October 2016

- Full Spectrum Oculo-Lenticulo- Kerato-Refractive surgery with OPD III
- Corneoplastique & Corneal Scars; Eyeworld

2nd International Conference on Eye and Vision - Florida, September 2016

- Reversing LASIK complications back to 20/20: Corneoplastique
- Retrospective analysis of an Ocular Sealant for wound closure in post-radial keratotomy cataract patients.

Advanced Refractive Congress - Florida, July 2016

- PRK for Corneal Scars: Straight to 20/20

XI International Congress on Advances in Ophthalmology - India, June 2016

- Femtosecond Laser in Complex Cataract Surgery
- Devil or Devine: Femto Second Laser in Mature Traumatic Cataract
- Road – Block: In – Cornea scar converted to On – Cornea to Destination;
- The Corneal Endothelium Revisited
- Corneal Scars; A Refractive Surgery: Straight to 20/20
- Keratoconus: Think “Outside the CONE”
- Pterygium surgery: Next Day Cosmetic Outcomes (14 years follow up)

ASCRS. ASOA Symposium & Congress - New Orleans, Louisiana, May 2016

- Oculus Pentacam AXL & Keratograph 5M
- Converting “Not A Candidate” into Refractive candidates: The Symbiotic use of Keratograph & Pentacam in Advanced Lasik & Premium Cataract Surgery



- Femtosecond Lasers in Complex Cataract Surgery
- Ocular Sealant for Wound Closure in Post- Radial Keratotomy Cataract Patients: Retrospective Analysis
- Efficacy and Visual Outcomes of Multifocal IOLs in Patients with Previous Radial Keratotomy

Hawaiian Eye Retina - Hawaii, January 2016

- Corneoplastique- ART of Vision Corrective Surgery

American Academy of Ophthalmology Conference - Las Vegas, Nevada, November 2015

- Intacs as Refractive Surgery: To Prepare & Repair the Cornea
- Keratomileusis Study Group, S.C.

European Society of Cataract and Refractive Surgery - Barcelona, Spain, September 2015

- International Course on Femtosecond LASER INTACS surgery for Keratoconus: Pearls & Pitfalls

Advanced Refractive Surgery Conference - Deer Valley, Salt Lake City, Utah, August 2015

- Laser PRK for Corneal Scars: Straight to 20/20

Sociedad Colombia De Oftalmologia - Bogota, South America, August 2015

- Laser Corneoplastique: ART of Eye Surgery
- Reversing Multifocal Nightmare back to 20/20

Bombay Ophthalmological Society Conference - Mumbai, India, July 2015

- Designer Eye Surgery: Future Directions and Trends in Eye Surgery
- BOS Presidential Lecture Corneoplastique

Ahmedabad Ophthalmological Society Conference - India, July 2015

- Corneoplastique: ART of Eye Surgery

International Conference of Eye Surgery; IIRSI - India, July 2015

- **International Gold Medal Award**

- Corneal Scars: A Refractive Surgery! Film Festival: **Best Surgical Film AWARD**
- Cosmetic Outcomes of Pterygium Surgery
- Corneoplastique: Art of Vision Surgery
- Corneal Scars: A refractive Surgery; Straight to 20/20
- The Wise Men and Women Panel
- Pterygium Surgery: Cosmetic Outcomes

World Medical Tourism Industry - Florida, April 2015

- Designing Vision, One on One!

World Cornea Congress - California, April 2015

- Cosmetic Outcomes of Pterygium Surgery

American Society of Cataract and Refractive Surgery - California, April 2015

- Femtosecond Laser in Complex Cataract Surgery: A Necessity?
- Retrospective Analysis of an Ocular Sealant for Wound Closure in Post Radial-Keratotomy Cataract Patients.
- Corneal Scars: A Refractive Surgery? Film Festival
- Price F, Raizman M, Ambrosio R, Minoru T, Gulani AC, Alphonso J, Francisco L: State-of-the-Art keratoconus Treatment: Corneal Rings, CXL, Thermal Treatment, DALK, and Femto Laser Applications.
- Waring G, Rocha K, Sher N, Gulani AC: Kerato-Refractive Surgery Keratoconus Panel
- Gulani AC, Wang M, Bansal J: Refractive Club: Innovations in Cataract & Lasik surgery

American Academy of Ophthalmology (AAO) - Chicago, Illinois, November 2014

- Optical Path Difference for Premium LASIK & Cataract Surgery
- Refractive Club: Future of Refractive and Premium Surgery
- Corneal Scars: A Refractive Surgery. KMSG Complications Club

North East Florida Optometric Society (NEFOS) Conference - Florida, October 2014

- Corneoplastique: Full Spectrum Refractive Surgery

Masters in Ophthalmology: Advanced Refractive Surgery Course - Florida, June 2014

- Making every Premium IOL work: Arranging the Eye to “Accommodate” the Lens implant.
- Corneoplastique: Art of Premium Vision Surgery; JCAHPO Conference

World Congress of Ophthalmology - Tokyo, Japan, April 2014

- Cosmetic Outcomes of Ocular Surface Surgery
- Laser PRK Not PTK: Corneal Scars to 20/20 Vision
- Reversing Multifocal IOL Nightmare to 20/20

American Society of Cataract and Refractive Surgery - Boston, Massachusetts, April 2014

- Assessment of the need for Femtolasers in Cataract Surgery
- Corneal Scars: A Refractive Surgery? Film Festival
- Gulani AC, Wang M, Bansal J: Refractive Club: Innovations in Cataract & Lasik surgery

American Academy of Ophthalmology - New Orleans, Louisiana, November 2013

- New Directions in OPD applications for Premium Cataract Surgery
- Refractive Club: Future of Refractive and Premium Surgery
- Corneal Scars & INTACS in Keratoconus, Addition Technology 2013 Users Meeting

International Ophthalmic Forum - Delhi, Hyderabad, India, August 2013

- Designing Vision with Dr. Gulani: Nationwide Lecture series in Mumbai, Delhi, Hyderabad

Bombay Ophthalmology Association - Mumbai, India, 2013

- Designer Cataract Surgery
- Corneal Scars straight to 20/20

American Society of Cataract and Refractive Surgery - San Francisco, California, April 2013

- Here Today, Gone Tomorrow: Next Day Cosmetic Outcomes of Pterygium Eye Surgery Using Human Placenta.
- Laser PRK Not PTK for Corneal Scars to 20/20 vision. Video Film Festival

- Gulani AC, Wang M, Bansal J: Refractive Club: Future Trends in Cataract & Lasik surgery

American Academy of Ophthalmology - Chicago, Illinois, November 2012

- Gulani AC, Aldave A, Alio J, Afshari N, Agarwal A, Devgan U, Ahmed I:
- Cornelplastique: The Art of Premium LASIK and Cataract Surgery
- Afshari N, Gulani A: Anterior Vitrectomy : Skills Transfer Course
- Laser PRK for Co Scars: Back to 20/20, Scientific Poster 199
- ICL in case of corneal scar with Amniotic graft reconstruction. KMSG (Keratomileusis Study Group) Complications Club
- Refractive Surgery to the Rescue. INTACS, Addition Technology 2012 UsersMeeting

Masters in Ophthalmology - Advanced Refractive Surgery Course, Florida, June 2012

- Reversing LASIK and Premium Lens Surgery Complications: Back to 20/20

American Society of Cataract and Refractive Surgery - Chicago, Illinois, April 2012

- Raizman M, Price F, Gulani A, Sanchez F, Coskunseven E, Naranjo-Tackman R (Advanced Surgical Course Faculty): State-of-the-Art in Keratoconus Treatment: Corneal Rings, Crosslinking, Thermal Treatment, DALK, and Femtosecond Laser Applications.

1st Biotechnology World Congress - Dubai, UAE, February 2012

- Medical Biotechnology: Cell Based Therapy
- Eye Surgery Using Human Placenta

World Congress of Ophthalmology - Abu Dhabi, UAE, February 2012

- Multifocal IOL Laser ASA Combination for Radial Keratotomy-Cataract: Revising the Past
- Reversing Refractive Complications: Back to 20/20 (International KMSG Complications Club)
- Here Today, Gone Tomorrow: Next Day Cosmetic Outcomes of Pterygium Surgery
- Laser PRK Not PTK: Corneal Scars to 20/20 Vision



American Academy of Ophthalmology (AAO) - Orlando, Florida, October 2011

- Multifocal IOL & Laser ASA Combination. Advanced Refractive Surgery
- Faculty for Subspecialty Conference of AAO: Refractive Surgery
- Laser PRK and INTACS- Refractive Keratoconus Surgery. Keratoconus World Expert Panel
- Gulani AC, Wang M, Bansal J, Kugler Lance: Current Trends in Eye Surgery, Refractive Club Conference
- Gulani A. C, Wang M: Discussion Forum following Collagen Cross Linking Investigator's meet
- "Refractive Laser PRK for Corneal Scars to 20/20 Vision." KMSG Lasik Complications Club Forum of AAO

American Society of Cataract and Refractive Surgery - San Diego, California, March 2011

- Gulani A. C; Wang M; Devgan U; Agarwal A; Ahmed I: "Corneoplastique: Art of Refractive Surgery": Advanced Course for Eye Surgeons
- "Think Outside the Cone." Teaching Film Category: Gulani AC, Bansal J, Wang M, Wallace D, Liang K: Refractive Club: Current Trends in Vision Corrective Surgery
- "Refractive Laser PRK for Corneal Scars to 20/20 Vision."
- Gulani A. C; Colin J; Swanson M; Hardten D: "Keratoconus Pioneer Forum."
- Gulani A. C; Marshall J: "Collagen Cross-Linking Meeting."

International Forum of Ophthalmology - Cairo, Egypt, December 2010

- Corneoplastique: Art of Laser Vision Surgery
- Gulani AC, Pineda R, Ghaith A, Khateb M. Corneal Topography from A to Z

- Femto Lasik: Way Too Go
- Pterygium Surgery: Sutureless Amniotic Techniques
- Artificial Cornea: Alphacor

American Academy of Ophthalmology - Chicago, Illinois, October 2010

- Amniotic Grafts: Future of Ocular Surface Surgery
- KMSG: AAO Complications Club: Reversing a Multifocal Nightmare

Global Visian ICL Surgeon Symposium - Chicago, Illinois, October 2010

- To "Dot" or To "Dect": Iridotomy Vs. Iredectomy

GVI Conference - Florida, October 2010

- Custom Cataract Surgery: When, What and How? 2 HR CE credit Course

XXXII World Congress of Ophthalmology, Berlin, Germany & Deutsche Ophthalmologische Gesellschaft eV (DOG, German Society of Ophthalmology), June 2010

- ART of Vision Surgery: LASER Corneoplastique. Film Festival 111. SU-80-03
- Refractive Surgery to the Rescue. 302. P-MO-134
- ReStor Multifocal Lens in Radial Keratotomy Eyes. 302. P-MO-135

American Society of Cataract & Refractive Surgery – Boston, Massachusetts, April 2010

- ReStor Multifocal Presbyopic IOL & Radial Keratotomy (RK) Reversal
- To DOT or to DECT: Visian ICL technology and Techniques
- “Here Today, Gone Tomorrow” : Next Day Cosmetic outcomes of Pinguecula / Pterygium Surgery - ASCRS FILM FESTIVAL

India Conference - Mumbai, India, November 2009

- “Everyone is a Candidate for Vision without Glasses and Contact Lenses?” The Future of Vision Corrective Surgery

FOMA Conference - Florida, April 2009

- Cardio-Vision: Future Trends in Laser Vision Surgery

American Society of Cataract & Refractive Surgery – California, April 2009

- Gulani AC, Wang M, Klyce S, Holladay J et al. PENTACAM in Full Spectrum Refractive Surgery. Advanced Topography Course of the ASCRS.

Flagler Hospital Grand Rounds – St. Augustine, Florida, February 2009

- Emergency Eye Care & Lasik

DCMS Annual meeting - Florida, January 2009

- Laser Beam Profile Classification system in Lasik surgery
- Lasik Complication Management & Avoidance

American Academy of Ophthalmology Conference - Atlanta, Georgia, November 2008

- Gulani AC, Wang M, Holladay J, Klyce S, Reinstein D. Advanced Corneal Topography Course of the American Academy of Ophthalmology
- Gulani AC, Boxer Wachler B, Wang M, Bansal J. "Future Advances in Lasik". Refractive Club meeting.
- Amniotic Membranes in Pterygium/Pinguecula surgery: Video Journal of Ophthalmology interview

European Society of Cataract & Refractive Surgery – Berlin, Germany, September 2008

- ART of Laser Vision Surgery

Sociedad Colombiana De Oftalmologia- Colombia, South America, August 2008

- 20/20 Once Again! Video Course
-

World Ophthalmology Congress - Hong Kong, Japan, June 2008

- PENTACAM Technology: A new concept for Full Spectrum Refractive Surgery (ePst 000044)
- ReStor Multifocal Presbyopic IOL in Full Spectrum Cataract Surgery (ePst 0055695)

International Society of Refractive Surgery Conference - Cancun, Mexico, May 2008

- Refractive Surgery to the Rescue: Caring for Post-Refractive, Complicated Patient
- ReStor Apodized Diffractive IOL in Patients with Radial Keratotomy: Accommodating IOLs

NCFOS – Gainesville, Florida, May 2008

- “LASIK & Beyond LASIK: Present Trends & Future Techniques”.

American Society of Cataract & Refractive Surgery - Chicago, Illinois, April 2008

- ReStor Multifocal Presbyopic IOL: Core medium for Corneo-Lenticular Refractive Surgery
- PENTACAM Technology in Full Spectrum Lasik and refractive Surgery
- JCAHPO. CME Course of ASCRS/ASOA
- Gulani AC, Wang M, Klyce S, Holladay J, Reinstein D et al. PENTACAM in Full Spectrum Refractive Surgery. Advanced Topography Course of the ASCRS
- Corneoplastique - ASCRS FILM FESTIVAL

American Society of Lasers in Medicine & Surgery - Kissimmee, Florida, April 2008

- “ART of Laser Vision Surgery”

NEFOS - St. Augustine, Florida, March 2008

- “ART of Laser Vision Surgery” Shaping the Future & Re Shaping the Past.

ISOPT - Budapest, Hungary - March 2008

- “ART of LASIK eye Surgery”

BS Medical Grand Rounds - St. Augustine, Florida, February 2008

- “Vision Corrective Surgery: Past, Present and Future”.

American Society of Cataract & Refractive Surgery – California, April 2007

- Amniotic membrane in Full Spectrum Ocular Surgery
- Nordan L, Gulani AC, Boxer Wachler B. Corneal Ectasia. Facts, Fiction & Future

- Advanced Course of ASCRS
- Gulani AC, Nordan L, Terry M. Corneoplastique™. Advanced Course of ASCRS
- Refractive Surgery to the Rescue
- Refractive Nightmares: Advanced Lasik Course of the ASCRS.
- Posterior Lamellar Transplant (Key Hole Transplant). EKG meeting of the ASCRS
- “Bubble Trouble”: Complication management of posterior transplants. DSAEK meeting of ASCRS
- Corneoplastique™: Art of Vision Surgery JCAHPO, CME Course of ASCRS/ASOA
- Gulani AC, Wang M, Klyce S, Holladay J et al. PENTACAM in Full Spectrum Refractive Surgery. Advanced Topography Course of the ASCRS
- INTACS - The only Refractive surgery to Prepare and Repair Roundtable for INTACS Addition Technology
- Corneoplastique™: ICBRO Course of the FDA.
- Gulani 5S System Video Journal of Ophthalmology.
- Art of Vision Surgery: Corneoplastique™ - ASCRS FILM FESTIVAL

All India Ophthalmological Society International Conference – India, February 2007

- Future Frontiers in Lasik Surgery - KEYNOTE ADDRESS
- Advanced CorneoPlastique Surgeries – KEYNOTE ADRESS

American Academy of Ophthalmology Conference - Las Vegas, Nevada, November 2006

- Gulani AC, Wang M, Holladay J, Klyce S. Advanced Corneal Topography Course - AAO
- Amniotic Membrane Grafts in Advanced Eye Surgery
- Gulani AC, Terry M. Key Hole Transplant: Complication management



- DLEK- Posterior Corneal Transplant course of the AAO
- Presbyopia Reversal - Scleral Implant Removal. KMSG Complication Club – AAO
- Wavefront Technology in Full Spectrum Refractive Surgery. JCAHPO. CME Course of AAO
- Corneoplastique: Art of Vision Surgery. JCAHPO. CME Course of AAO
- Florida State of Ophthalmology Conference, Naples, Florida August 2006 JCAHPO
- Corneoplastique™ : Art of Vision Surgery
- Pentacam Tomography In Refractive Surgery
- Advanced Lasik & Keratomileusis Study Group Conference: Madrid, Spain. June 2006

Panelist:

- Advanced technology in Lasik and Refractive
- Advanced Corneoplastic Surgery- Corneoplastique™: A New Super Specialty
- Pentacam In Full Spectrum Refractive Surgery
- Bombay Ophthalmology Association: India, May 2006
- Corneoplastique: Art of Vision Surgery
- Pentacam Technology In Full Spectrum Refractive Surgery
- American Society of Cataract & Refractive Surgery-California- March 2006.

ASCRS FILM FESTIVAL AWARD: Cornea & Refractive Surgery Complication

- Gulani 5S System

- Wavefront Technology in Full Spectrum Refractive Surgery, JCAHPO. CME Course of AAO
- CORNEOPLASTIQUE™: Art of Vision Surgery, JCAHPO. CME Course of AAO
- Gulani AC, Wang M, Klyce S. PENTACAM in Full Spectrum Refractive Surgery Topography Course of the ASCRS.
- Artificial Corneal transplants: Pearls & Pitfalls

American Academy of Ophthalmology Conference - Chicago, Illinois, October 2005

- Gulani AC, Alphonso E, Tseng S, Hannush S, Nordlund M.: Advanced Corneal Surgery. Course of the AAO
- Wavefront Technology in Full Spectrum Refractive Surgery, JCAHPO. CME Course of AAO
- Gulani AC, Wang M, Klyce S. Corneal Topography. Course of the AAO

University of North Florida Conference – Jacksonville, Florida, October 2005

- Advances in LASIK and Future Trends in Eye care

South African Society of Cataract & Refractive Surgery – Durban, South Africa, August 2005

- Advanced Corneo-Plastic Surgery: A New Super speciality
- Artificial Corneal Transplants: Technology & Techniques
- Wavefront Technology in Advanced Lasik and Full Spectrum Refractive Surgery
- Gulani AC, Irving Raber. Advanced Corneal Surgery Course
- Gulani AC, Mackool R. Refractive Lensectomy in Refractive Surgery

American Society of Cataract & Refractive Surgery - Washington DC, April 2005

- Artificial Corneal Transplant : ICBRO conference at FDA Headquarters, Rockville, MD

Kiwani's Club Conference – Kingsland, Georgia, July 2005

- LASIK and Future Options in Refractive Surgery

TELEVISION CHANNEL 12 First Coast News, November 2004

First in the World: Placental Contact Lens

American Academy of Ophthalmology Conference - New Orleans, Louisiana, October 2004

- Panelist: Lasik /Phakic Implants/ Wavefront in Refractive Surgery
KMSG Complication Club Meeting of AAO
- Artificial Corneal Transplants Users Meet
- Wavefront Technology in Full Spectrum Refractive Surgery. JCAHPO. CME Course of AAO
- Gulani AC, Karpecki P. Wavefront Optical: Future Trends in Emmetropia
- Innovative Lighting Systems in LASIK: LASIK Video Grand Rounds Course of AAO
- Topographic Indices for Corneal Ectasia. Corneal Topography Course of AAO

European Society of Cataract & Refractive Surgery - Paris, France, September 2004

- Instructional Courses:
 - Gulani AC, Alio Jorge, Vukich John, Krueger R,. Wavefront Laser Technology: Applied and Simplified. Instructive Course
 - Gulani AC, Hicks Celia, Stulting Doyle. Artificial Corneal Transplantation. Instructional Course

Family Practice Update: Core Education Program – Florida, July 2004

- Current Trends & Future Technology in Eye Care.

TELEVISION CHANNEL 12 First Coast News, May 2004

MIRACLE MONDAY: ARTIFICIAL CORNEAL TRANSPLANT SURGERY

American Society of Cataract & Refractive Surgery - San Diego, California, May 2004

- Interactive Instructional Panel:
 - Gulani AC, Donnenfeld E, Nordan L, Chu R, Solomon K. Safety, Stability and Predictability of Amadeus Microkeratome.
 - Update on Amadeus Microkeratome usage in Corneal Surgery

- Gulani AC, Gimbel H, Mackool R. Natural IOL in Refractive Lensectomy
- Instructional Courses:
 - Gulani A.C. et al. Full Spectrum Corneal Salvage Surgeries in Refractive Complications
 - Gulani A.C. et al. Wavefront Laser Principles: Simplified and Applied
 - Chu R, Gulani A. C. et al. New Refractive Techniques and Lasik Complication Management
 - Taravella M, Gulani A.C. Corneal Transplantation for the General Ophthalmologist - May 2nd
- Advisory Board Panel:
 - Bausch & Lomb Advisory Panel for future technology - May 4th

American Academy of Ophthalmology Conference – California, November 2003

- Gulani AC, Gimbel HV, Mackool R. Refractive Lensectomy: Addressing the Complete Refractive Surgery Spectrum. JCAHPO Accredited Course - November 15th
- Artificial Corneal Transplantation Surgery: Pearls & Pitfalls KMSG Complication Club Meeting - November 16th
- Gulani AC, Krueger R. Wavefront In Lasik Complication Management: Principles & Techniques LASIK Video GrandRounds - November 17th; Course 433
- Artificial Corneal Surgery: Complication Management Refractive Surgical Disaster Course – November 17th
- Refractive Focus Group - November 17th
- Wavefront Technology in Refractive Surgery: Tradition & Trends. Innovator’s Lecture - November 15th
- American National Standards for Instrumentation (ANSI) Experts Panel Meeting: Laser Delivery Systems and Intraocular Lenses - November 14th
- Artificial Cornea User’s Meeting - November 14th
 1. Innovative Instrumentation In Artificial Corneal Surgeries
 2. Alphacor Surgery: Techniques in Phakic , Pseudophakic & Aphakic eyes

NEWS: VISION QUEST: **FLORIDA TIMES UNION NEWSPAPER** COVERAGE Artificial Corneal Transplants, November 2003

TELEVISION CHANNEL 4 News, September 2003

FIRST ARTIFICIAL CORNEAL TRANSPLANT SURGERY IN FLORIDA

ESCRS Germany, September 2003

- Wavefront analysis in 20/20 patients Post-LASIK surgery



River City Chapter of the AAPC - July 2003

- Journey to Lasik

University of Florida Grand Rounds:

- Amniotic Membrane Surgery
- Corneal Ectasia and Reconstructive Surgery

Vision Quest - India, May 2003

- **Keynote Speaker:** Future of Laser Refractive Surgery
- Wet-Labs and Surgical Training in Corneal Refractive Surgery

American National Standards for Instrumentations ANSI (Panel) - May 2003

- Laser Protocols in Laser Refractive Surgery
- Multifocal IOLs
- Phakic Implants Safety and Efficacy

American Society of Cataract & Refractive Surgery - California, April 2003

- "Lasik Lights" - ASCRS FILM FESTIVAL
- **Innovator's Lecture Series:** Wavefront System in Happy Lasik Patients
- Epikeratophakia Reversal: refractive Surgery Salvage- Poster
- Inverse PRK for Corneal Scars
- Wavefront Diagnostics in Lasik surgery
- Confocal Microscopy in Lamellar Corneal Surgery

COURSES:

- Full Spectrum Corneal Salvage Surgeries in Refractive Complications
- Wavefront Principles: Simplified and Applied

Eye Institute – India, March 2003

- Current Concepts in Lasik Surgery

Fundacion Oftalmologica National - Colombian Congress, South America, February 2003

- **HONOUR GUEST SPEAKER**
- Antibiotics in Corneal Infections: A New Horizon
- Lasik Complication Management Systems: The Whole Nine Yards
- Wavefront Analysis of Lasik
- Refractive Surgery Salvage: From the Past into The Future

CHANNEL 4 News, January 2003

- Amniotic Membrane Surgery

FOX CHANNEL News, January 2003

- Amniotic Membrane Surgery

Dry Eye Seminar & Screening, UF Lasik Institute - Jacksonville, Florida, December 2002

CHANNEL 4 News - December 2002

- Dry Eye Systems in Ophthalmology

American Academy of Ophthalmology - Florida, October 2002

- Innovative Lasik Lights
- New Instrumentation for Clear Corneal Incisions
- Refractive Surgery Complication Management Course
- ***Innovator's Lecture Series***: New Illuminations System in Lasik (Invited to Specialty Workshops and Special Course Panels)

International Society of Refractive Surgery – Orlando, Florida, October 2002

- Epikeratophakia Reversal
- New Visualization System for Lamellar Corneal Surgery
- Wavefront Technology in Lasik Surgery
- Lasik Complications – Video Grand Rounds

Family Practice Grand Round - Florida, October 2002

- Dry Eye Matrix

Indian American Medical Forum - September 2002

- Past Present and Future of Refractive Surgery: Journey to Lasik

CHANNEL 4 News - August 2002

- Cataracts and Surgical Options

ESCRS – France, August 2002

- New Density Grading System for Epithelial Ingrowth in Lasik
- New Visualization System for Lamellar Corneal Surgery
- The Gulani Matrix in Dry Eye Management

Phakic Implants Course – Cartagena, Columbia, June 2002

- 3 Types of Phakic Implants: Future Directions in Refractive

American Society of Cataract & Refractive Surgery – Philadelphia, Pennsylvania, May 2002

- “New Density Grading System in Lasik”
- Gulani AC, Chalam KV, Vinjamaran S. “Somersault To Vault” - ASCRS FILM FESTIVAL
- ***Innovator’s Lecture Series:*** The Gulani Matrix in Dry Eye

American National Standards for Instrumentations ANSI (Panel)

- Laser Protocols for Industry Standards in Laser Refractive Surgery
- Astigmatism Protocols in Refractive surgery
- Phakic Implant Safety and Efficacy Standards in Ophthalmology

Fluroquinolone Specialists Meeting - May 2001

- Fluoroquinolones in Ophthalmology: Speaker’s Bureau

International Congress of Ophthalmology ICO – Sydney, Australia, April 2002

- Color Doppler Sonography in Diagnostic Ophthalmology

- Excimer Beam Profile Topography
- Innovative Triple Function Instrument for Lasik in Nystagmus
- Innovative Instrumentation and 3-Step Technique for Revision Lasik Surgery
- "See" & "Watch" the Invisible Excimer Laser in Lasik
- New Intervention Criteria & Management Protocol for Epithelial Ingrowth in Lasik

First International Congress on Lamellar Surgery - South America, April 2002

- "Lamellar Corneal Surgery: Automated, Free-Hand and the Femto second Laser"

Contact Lens Association of Ophthalmologists CLAO - Anaheim, California, February 2001

- "Innovative Classification system for Lasik Complications
- "Beam Profile Testing in Lasik Surgery"

YOUNG INVESTIGATOR'S AWARD - 2002

Jules Stein Eye Institute: Laser Thermal Keratoplasty – UCLA, California, February 2002

- Case Discussions and Workshop

European Society of Cataract and Refractive Surgery – Barcelona, Spain, January 2002

- Lasik surgery in Nystagmoid Patient Wavefront Lasik Surgeries: Technique and Surgical Pearls
- Gulani AC, Chalam KV. "Arcuate Astigmatic Surgery for Residual Refractive Error Following Incisional, Lamellar and Laser Refractive Surgery"

Sumerall Television Production: Fox Cable, January 2002

- Excerpts from Interview on Dry Eye Management

German Ophthalmology Society Meeting - Berlin, Germany, September to October 2001

- Gulani AC, Chalam KV. New triple Function Contact Lenses for Hyperopic Lasik
- "Revision Lasik Surgery: New Instrumentation and Technique"

- "Innovative Classification system for Lasik Complications"

Wavefront LASIK Surgeries - Mexico, December 2001

- Wavefront Lasik Surgeries : Technique and Surgical Pearls

Wavefront Technologies - Cleveland Clinic, Ohio, November 2001

- Interactive Wavefront Discussion

American Academy of Ophthalmology - New Orleans, Louisiana, October 2001

- Color Doppler Sonography in Intra-ocular Tumors
- Optical coherence tomography (OCT) vs Ultrasound Pachymetry
- Poster 3

KMSG Symposium - Tunisia, Africa, September 2001

- Refractive Surgery Complication Panel
- Instructional Courses: Lasik & Phakic Implants

European Society of Cataract and Refractive Surgery – Amsterdam, Netherlands, September 2001

- Orbscan and Elevation Topography in Refractive Surgery (2 Hour Didactic Course)
- New Strategies for managing Epithelial Ingrowth in Lasik
- New Innovative triple function instrument for Lasik in Nystagmus
- Hyperopic Refractive Surgeries for low and high hyperopia

Indian Intraocular Implant & Refractive Surgery Convention - India, August 2001

- Lasik Complication Course
- New Classification Systems in Lasik Surgery
- Phakic Implants for Myopia
- Refractive Surgery: Past, Present & Future

Zyoptix: Wavefront Guided Lasik - Kansas, August 2001

- Interactive Forum

International Society of Refractive Surgery - Orlando, Florida, July 2001

- New Instruments for Revision Lasik Surgery
- New Classification system for management of Lasik Complications

Lasik Symposium - Mexico, July 2001

- Evaluating New Laser Systems

American Society of Cataract & Refractive Surgery - San Diego, California, May 2001

- KMSG Complication Club Panel

American Academy of Ophthalmology – Dallas, Texas, October 2000

- Phakic Implants: Indications & Complication Avoidance. Didactic Course.
Pre-Academy: International Society of Refractive Surgery Conference - Dallas, Texas, October 2000
- Corneal Topography: Management of refractive Surgery Complications. Didactic Course.
Pre-Academy: International Society of Refractive Surgery Conference - Dallas, Texas, October 2000
- Panel on Refractive Surgery Complications. KMSG Complications Club of the AAO. Dallas, Texas, October 2000

International Society of Ocular Toxicology Congress & University of Florida - Kiawah Islands, South Carolina, October 2000

- Experience With Ten Refractive Surgical Procedures for Hyperopia
- Corneal Arcus & Blood Lipid Levels: Risk Factors for Cardiovascular Disease
- New Instrumentation for Revision Lasik Surgery
- Phakic Implants in High Myopia
- Epithelial Ingrowth in Lasik: A New Management Protocol
- Color Doppler Applications in Ophthalmology

- Evaluation of Glutaraldehyde and Povidine Iodine for Sterilization of Wide-Field Contact Lenses
- Evaluation of Intravitreal Dexamethasone Treatment for Intraocular Inflammation After Vitreoretinal Surgery

Medgar Evers College and University of New York VISIONS Seminar – Brooklyn, New York, September 2000

- "Be Wise Protect Your Eyes": A Focus on Diabetic Retinopathy, Glaucoma & Macular Degeneration

ECLSO Meeting - Antalya, Turkey, September 2000

- Corneal Topography and Management of Keratoconus
- Refractive Options for High Myopia

Keratomileusis Study Group International Congress - Pisa, Italy, September 2000

- Excimer Beam Testing in Laser Refractive Surgery
- A New Classification and Management Guide for Lasik Complications
- Innovative Instrumentations for Revision Lasik Surgery

ESCRS (European Society of Cataract & Refractive Surgery) – Brussels, Belgium, September 2000

- Corneal Topography Course : Management of Complications in a Spectrum of Refractive Surgeries
- Excimer Beam Profile Topography
- Lasik Complications: New Management Protocol and Guide
- Phakic Implants in High Myopia
- "See" & "Watch" the Invisible Excimer Laser in Lasik (Instructional Video)
- Laser Pre-Flight Check List in Lasik Surgery

National Eye Institute Annual Conference – Goa, India, August 2000

- Refractive Surgery Spectrum: Past, Present & Future

- Anterior & Posterior Internal Contact Lenses in Myopia
- "See" & "Watch" the Invisible Excimer Laser in Lasik (Instructional Video)
- Excimer Laser: Principles & Protocol

Eye Institute – France, August 2000

- Corneal Complications Following Refractive Keratoplasty

Combined Meeting of Hungarian Ophthalmological Society & Quintessence of Ophthalmology – Szekesfehervar, Hungary, August 2000

- Enhanced Laser Precision in Lasik
- New Classification System in Lasik Complications Management
- Gulani AC. Color Doppler Sonography in Diagnostic Ophthalmology

Baja Surgical Expedition and Meeting – Vizcaino, Mexico, August 2000

- Conservative Management of Pterygium
- Dry Eye: Concepts and Treatment Protocol
- Cataracts and Corneal Opacities: Surgical workshop

First World Federation of Cataract & Refractive Surgery - Buenos Aires, Argentina, July 2000

- Excimer Beam Topography in Lasik

World Refractive Surgery Symposium - Miami, Florida, July 2000

- Lasik Complications : Avoidance & Management Course
- Laser Testing in Refractive Surgery

Australasian Society of Cataract & Refractive Surgery - Palm Cove, Australia, July 2000

- Innovative Lenses for Hyperopic Lasik
- Anterior & Posterior Phakic Implants for High Myopia
- See & Watch the Invisible Excimer Laser in Lasik



- Lasik Complications Classification System
- Enhanced Laser Precision: Video Instructional Course

Canadian Ophthalmology Society Meeting – Whistler, Canada, June 2000

- Classifications in Lasik Surgery
- Color Doppler in Ophthalmology

Brooklyn Jewish Hospital Meeting – Brooklyn, New York, May 2000

- Astigmatic Surgery and Refractive Cataract Surgery
- Color Doppler Sonography in Ophthalmology
- Lacrimology & Lasik: A Symbiosis

ASCRS (American Society of Cataract & Refractive Surgery) Meeting – Boston, Massachusetts, May 2000

- Lasik Complications: Course & WetLab
- Laser Vigilance in Lasik Surgery
- Lasik Classifications for Complication Management
- Excimer Beam Topography in Laser Refractive Surgery
- Enhanced Laser Precision: Video Instructional Course

BEST PAPER OF SESSION AWARD

SUNY (State University of New York) & Brooklyn Ophthalmology Society Workshop - New York, January 2000

- New Classification Systems in Laser Refractive Surgery

CLAO Meeting - Las Vegas, Nevada, January 2000

- Excimer Beam Topography & Classification
- Conducted a CME accredited, One Hour Teaching Course on "Corneal Topography in Refractive Surgery"

Bausch & Lomb Young Investigator Award

American Academy of Ophthalmology – Orlando, Florida, October 1999

- Color Doppler Sonography: A Step Ahead of Ultrasonography American Association of Ophthalmic Standardized Echography meeting – Orlando, Florida, October 1999
- Epithelial Ingrowth: Management in Lasik Complications Keratomileusis Study Group Complication Club Meeting – Orlando, Florida, October 1999
- New Stratified Classification and Management Guide Pan-American Association of Ophthalmology. Resident Paper Competition – Orlando, Florida, October 1999
- Lasik Technique and Complications: Course & Wet Lab Wyndham Orlando Refractive Surgery Course – Orlando, Florida, October 1999
- Enhanced Laser Precision in LASIK: Video Instructional Course American Academy of Ophthalmology – Orlando, Florida, October 1999
- Lasik Complications and Pearls: Course & Wet Lab, American Academy of Ophthalmology; Becton Dickinson Refractive Course – Orlando, Florida, October 1999
- 3-Level Classification for Lasik Complications World Refractive Surgery Meeting of International Society of Refractive Surgery - Orlando, Florida, October 1999
- Excimer Laser Testing in Lasik World Refractive Surgery Meeting of International Society of Refractive Surgery - Orlando, Florida, October 1999
- Excimer beam Profile Topography & Classification World Refractive Surgery Meeting of International Society of Refractive Surgery - Orlando, Florida, October 1999
- Phakic Implants for High Myopia World Refractive Surgery Meeting of International Society of Refractive Surgery - Orlando, Florida, October 1999

World Refractive Surgery Award, American Academy of Ophthalmology, October 1999

ECLSO Meeting – Geneva, Switzerland, September 1999

- "SEE" and "WATCH" the Invisible Excimer Laser in LASIK Surgery
- Anterior and Posterior Chamber Internal Contact Lens for High Myopia
- A New Stratified Classification and Management Guide for Corneal Complications of Lasik

American Institute of Ultrasound in Medicine Annual Convention - San Antonio, Texas, March 1999

- Ophthalmology and High Frequency Ultrasound

CLAO Meeting - Las Vegas, Nevada, January 1999

- Excimer Laser Aberrations in LASIK: Avoidance and Management
- New Intra-Ablative Lenses for Hyperopic LASIK
- Conducted a CME accredited, One Hour Teaching Course on "Corneal Complications of Laser Assisted in Situ Keratomileusis (LASIK)"

Bausch & Lomb Young Investigator Award

ISRS World Congress Refractive Surgery Symposium: ISRS – Orlando, Florida, June 1997
Gulani AC, Neumann AC.

- Hyperopic Lasik: US Clinical Trial
- LASIK for Myopia and Astigmatism

Second United States LASIK Course and Wet Lab – Clearwater, Florida, March 1997
Gulani AC, Neumann AC.

- "Intraoperative Complication: Machine Malfunctions"
- "LASIK: Results for Myopia and Astigmatism"
- "LASIK: Results for Hyperopia and Astigmatism"

IV International Symposium on Ocular Trauma – India, February 1997

- Unusual penetrating Orbital Injury

Indian Ophthalmological Society & Bombay Ophthalmological Society Refractive Surgery Workshop – India, February 1997

- Refractive Surgery: Past, Present and Future

Symposium Ambulante Chirurgie in der Augenheilkunde – Hamburg, Germany,
November 1996

- Gulani AC, Neumann AC. "LASIK - The Treatment of Choice in Refractive Surgery"

International Society for Refractive Surgery (ISRS) Mid-Summer Symposium –
Minneapolis, Minnesota, July 1996

Gulani AC, Neumann AC

- "Complications of PRK" - Panelist
- "LASIK-H vs PRK, HK and ALK"

ASCRS Symposium on Cataract, IOL and Refractive Surgery – Seattle, Washington, June
1996

- Gulani AC, Neumann AC. "Surgical Correction of Hyperopia"

LASIK Symposium – Dusseldorf, Germany, May 1996

- Gulani AC, Neumann AC. "LASIK Tips & Techniques"

Society for Excellence in Eyecare (SEE) 12th Annual Island Seminar - Grand Cayman
Island, April 1996

Gulani AC, Neumann AC.

- "Automated Lamellar Keratoplasty Complications: Avoidance and Management"
- "ALK Complications: Clinical Pearls"

American College of Eye Surgeons, Quality Surgery X – Orlando, Florida, February 1996

- Gulani AC, Neumann AC. "Implantable Contact Lens"

First International Congress on Hyperopia – Rome, Italy, 1995

- Gulani AC, Neumann AC. "Hyperopia: Clinical Experience With Ten Procedures".

XIIIth Congress of the European Society Of Cataract And Refractive Surgeons –
Amsterdam, Netherlands, October 1995

- Gulani AC, Neumann AC. "Complications of Lamellar Keratoplasty: Management And Avoidance"

12th Annual Bay Point Anterior Segment Symposium - Panama City Beach, Florida, 1995

Gulani AC, Neumann AC.

- "PRK Update"
- "Corneal Topography: Different Device Selection in Refractive Surgery Patients"

International Society of Refractive Surgery – Minneapolis, Minnesota, 1995

- Gulani AC, Neumann AC. "Automated Lamellar Keratoplasty (ALK): Complications"

LASIK (Laser in situ Keratomileusis) Symposium and Workshop – Hamburg, Germany, 1995

Gulani AC, Neumann AC.

- "Experience in Refractive Surgery: ALK / LASIK The Way To Go"
- "Complications of ALK: Techniques and Their Management"

International Conference of the All India Ophthalmology Society – India, February 1995

- "Hanging Drop Sign": Ocular Cysticercus
- "Ocular Color Doppler: One step ahead of Ultrasonography."
- "Autogonioscopy" Sign: Keratoglobus

Refractive Surgery Quiz Competition: First Prize

Lions International "Sight First" Week Meeting – India, January 1995

- "Prevalence and Prevention of Reversible Blindness in India"

South Asian & Asia-Pacific Federation of Clinical Ultrasonography Conference – India, October 1994

- "Color Doppler of The Eye: A New Investigational Modality"

Rotary Club of Madras Advance Technology Conference – India, October 1994

- "Eye Health and Future Visions"

Sankara Nethralaya Alumini Scientific Conference – India, October 1994

- "What's New in Refractive Surgery?"

Annual Conference of the Tamil Nadu Ophthalmic Association – India, September 1994

- "Ligneous Conjunctivitis: HistoPathology and ImmunoHistoChemistry."

Sankara Nethralaya and Medical Research Foundation Conference - India, August 1994

- "Refractive Surgery: Future Horizons"

National Cardio-Vascular Society Meeting - India, March 1994

- "Corneal Arcus and Blood Lipid Levels: A study of 95 Cases."

AMWI Annual Meeting – India, October 1993


- "Advanced Ophthalmic Ultrasound and Color Doppler"

First Prize and Shirin Mehtaji Award

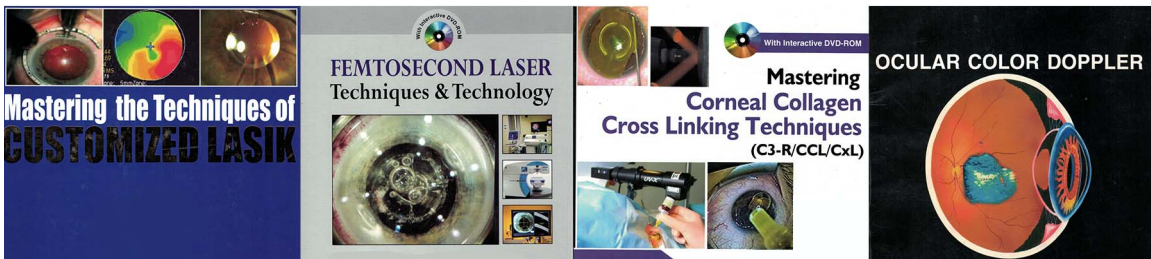
Maharashtra State Ophthalmology Society Conference – India, 1992

- "Ocular Color Doppler: One step ahead of Ultrasonography."
- **"Best Presentation" Award & "Bell Pharma Young Investigators Award"**

PUBLICATIONS:



BOOKS:



Gulani AC. "The Art of Pterygium Surgery: Mastering Techniques and Optimizing Results" Thieme Publishers, New York, Stuttgart. 2019

Gulani AC. "Ocular Color Doppler" (ISBN 81-85578 -26-5)
(First book in the world to be written on the ophthalmic applications of Color Doppler Sonography)

Gulani AC. "Ophthalmology in General Practice"

Gulani AC. "Ophthalmic Sonoguide"

Gulani AC. "Lasik Complications: A New Classification & Management Guide"

Gulani AC. "Wavefront in Advanced Lasik Surgery" (In press)

PAPERS & PUBLISHED ARTICLES:



Gulani, A. C. (2020). Show me the patients: Patient satisfaction, not surgical landmarks or chart indices, mark of success. *Ophthalmology Times*. Retrieved July 28, 2020,

from <https://www.opthalmologytimes.com/view/asrs-2020-pds-ranibizumab-namd>

Gulani AC., and Gulani AA. Cosmetic Pterygium Surgery: Techniques and Long-Term Outcomes. *Clinical Ophthalmology*. 2020;14:1681-1687

Gulani AC, Holladay J, Belin M, Ahmed I. Future Technologies in LASIK: Pentacam Advanced Diagnostic. In *Experts Review of Ophthalmology- London* (In Press)

Gulani, A. C., & Gulani, A. A. (2019). ETM valuable in planning, evaluation of outcomes. *Ophthalmology Times*. Retrieved July 28, 2020, from <https://www.opthalmologytimes.com/view/etm-valuable-planning-evaluation-outcomes>

Gulani, A. C. (2019). Eyes on the green. *Ponte Vedra Recorder*. Retrieved July 28, 2020, from <https://pontevedrarecorder.com/stories/eyes-on-the-green,8547>

Gulani, A. C. (2018). Local eye surgeon has solution for 'red eyes'. *Ponte Vedra Recorder*. Retrieved July 28, 2020, from <https://pontevedrarecorder.com/stories/local-eye-surgeon-has-solution-for-red-eyes,5315>

Gulani, A. C. (2018, June 21). Golfer's eyes. *Ponte Vedra Recorder*. Retrieved July 28, 2020, from <https://pontevedrarecorder.com/stories/golfers-eyes,6633>

Bansal, J, Gulani, Arun C. Excimer Laser Enhancements after Intraocular Lens Surgery. *Refractive Cataract Surgery: Best Practices and Advanced Technology*. Second Edition. Ed. Hovanesian, John A. Slack Incorporated, Thorofare, NJ 2017, 233-244, 20

Gulani, Arun C. Thinking outside the cone: Over, above standard approach. *Ophthalmology Times*. Vol 42(6), 12-23, 2017

Gulani AC: Thinking outside the cone: Keratoconus as refractive surgery p18-20. *Ophthalmology Times*. October 1, 2016 VOL 41, NO.16

Gulani AC: Cataract & Refractive Surgery Today: Corneal Dystrophy and Refractive Surgery. July 2016, Volume 16, NO.7, 83-85

Gulani AC: *Ophthalmology Times*: Keratoconus as Refractive Surgery: Thinking Outside the 'Cone'. June 15, 2016, Vol. 41, No.10, 13-14

Gulani AC: *Ocular Surgery News*. Premier Surgery 300 Innovators in Refractive Cataract Surgery. April 25, 2016

Gulani AC: *Cataract & Refractive Surgery Today Europe*. LACS Beyond The Basics. March 2016

Gulani AC: Cataract & Refractive Surgery Today: The Femtosecond Laser's Necessity for Complex Cases. November/December 2015 Vol. 15, NO.11, 29-30

Gulani, AC. and Gulani, AA. "Chapter 25: Pterygium Surgery Rising Ocular Surface Surgery to Cosmetic Outcomes." Mastering Corneal Surgery: Recent Advances and Current Techniques. Thorofare: SLACK Incorporated, 2015. 269-276

Gulani, Arun. "Femtosecond Lasers in Complex Cataract Surgery." Cataract and Refractive Surgery Today (2015): 92.

Gulani, AC. "Raising the Bar on Pterygium and Pinguecula Surgery." Ophthalmology Times Vol 40 , No.6 (2015): 24-30

Gulani, AC. "Strategies for Handling Complex Pterygium Surgery, Complications." Ophthalmology Times Vol 40, No.7 (2015): 11-17

Gulani, AC., Aylin, K., and Erik, M. "Glued IOL Conundrum." Cataract & Refractive Surgery Today 15.2 (2015): 34-35

Gulani AC. Corneoplastique™: Art of LASIK & CATARACT surgery. *India Journal Ophthalmology* 2014;62:3-11

Gulani AC., Patel PG. Raising the bar on pterygium surgery- The no stitch, no patch, no red approach. *Advances in medicine and biology*, Volume 98. 127-139

Gulani AC. Evaluating the Impact of Femto Laser-Assisted Capsulotomy. *Cataract & Refractive Surgery Today Europe* 2014;9(2):36-50

Gulani, AC. "Sharpen your LASIK technique." *Review of Ophthalmology*. 002 2015: 68-69

Alpins, Noel MD, Casebolt, Patty, Goldman, David A. MD, Gulani, Arun C. MD, Johnson, Steven, Silverman, Cary M. MD, & Sterrett, Tony. (February 2014). What's the Big Idea? Ophthalmology attracts innovators like nectar attracts bees. *Cataract & Refractive Surgery Today*. 14(2), 44-49.

Davidorf, Jonathan M. MD, Findl, Oliver MD MBA, Gulani, Arun C. MD, Hatch, Kathryn M. MD, Mertens, Erik L. MD, FEBOPHTH, Packer, Mark MD, CPI, Safran, Steven G. MD, PA, & Schulze Jr., Richard MD, MPhil (Oxon). (January 2014). Evaluating the Impact of Laser-Assisted Lens Capsulotomy: There are two sides to the story. *Cataract & Refractive Surgery Today*. 14(1), 56-68.

Gulani, AC. "Entering the Lion's Cage: 'Epidemic' of Correcting RK." *Ophthalmology Times* 39.21 (2014): 16-23

Gulani, Arun. "Correcting Radial Keratotomy: Refractive 'epidemic' of Future?" *Ophthalmology Times* 39.16 (2014): 6-10

- Gulani AC. Gulani Iceberg Technique. *Cataract & Refractive Surgery Today Europe*. 2014;9(3):48-49.
- Gulani, AC. Decoding corneal scars: Straight to 20/20. *Ophthalmology Times*. Feb 2014; 39(4) 6-12
- Gulani, Arun C. MD. (2013). Competencies in Oculoplastics: Anatomy, Trauma, Involutions, and Exam Preparation. *New Retina MD*. 1-2.
- Gulani AC. Shaping the Future and Reshaping the Past: The Art of Vision Surgery. Chapter 98. In: *Copeland and Afshari's Principles and Practice of Cornea*. New Delhi, India: Jaypee Brothers Medical Publishers, 2013;2: 1252-73
- Gulani, AC. Taming and conquering ectasia. *Ophthalmology Times*. Dec 2013; 15
- Gulani AC. Femtosecond lasers: are they becoming a necessity in Cataract Surgery? *Cataract & Refractive Surgery Today*. November/December 2013;13(11):25-26
- Gulani AC, Wallace D, Wang M, Stojanovic A. Unexpected flattening after post-PRK haze removal. *Cataract & Refractive Surgery Today*. November/December 2013;13(11):32-36
- Gulani, AC. Multifocal IOL nightmare: Reversed to 20/20. *Ophthalmology Times*. Oct 2013;1.
- Gulani, AC. Vision à la carte: Designing vision. *Ophthalmology Times*. September 2013; 38(18) 31-33
- Gulani AC. Could femto laser in cataract surgery become a necessity? *Ophthalmology Times*. Aug 2013;15.
- Gulani AC. Not a candidate for refractive surgery? Not anymore! *Ophthalmology Times*. Aug 2013; 38(15) 23-24
- Carlson AN, Goldberg DF, Gulani AC, Shah S. From slipknots to lasers. *Cataract & Refractive Surgery Today*. January 2013;13(1):21-24
- Gulani AC: Reversing LASIK and Premium IOL Woes: Taking a logical, stepwise approach and fighting for every line of visual acuity will pay dividends for you and your patients. *Review of Ophthalmology*. 104-105, 2013
- Donnenfeld E, Gulani AC. Astigmatism correction during cataract surgery. In: Garg H, Alió JL, eds. *Femtosecond Laser: Techniques and Technology*. 1st ed. Miami, FL; JayPee Highlights Medical Publishers; 2012;21:155-161

- Donnenfeld E, Gulani AC. Femtosecond Laser for Astigmatism Correction during Cataract Surgery. JP Publishers 2012, 155-161; 21.
- Gulani, AC. A Cornea-Friendly Pterygium Procedure. Review of Ophthalmology, 52-56; June 2012
- Gulani AC. Gulani Algorithm addresses corneal scarring. By Linda Charters, Ophthalmology Times, 2012
- Gulani AC: Vision Corrective Surgery: In the clinic and in surgery, the OPD-Scan III is integral in pursuing a 20/20 goal for every patient. *Ophthalmology Management*, 2012
- Gulani AC. Using excimer laser PRK--not PTK--for corneal scars: Straight to 20/20 vision. Advanced Ocular Care. 2012(Sept/Oct);1-3
- Gulani, AC. A Cornea-Friendly Pterygium Procedure. Review of Ophthalmology, 52-56; June 2012
- Gulani AC. Here today, gone tomorrow: Next day cosmetic outcomes of pterygium surgery using human placenta: Current Pharmaceutical Biotechnology. (116):14, 2012
- Gulani AC., Wang M: Femtosecond Laser in Cataract Surgery: Designer Cataract Surgery. JP Publishers 2012, 152-154;20
- Gulani AC., Wang M: Femtosecond Laser in Ophthalmology- Past, Present and Future. JP Publishers 2012, 162-164; 22
- Gulani AC, Wang M. Femtosecond laser in ophthalmology: past, present and future. In: Garg H, Alió JL, eds. *Textbook of Femtosecond Laser: Technology & Techniques*. 1st ed. Miami, FL; JayPee Highlights Medical Publishers 2012;22:162-164
- Gulani AC. Femtosecond laser in cataract surgery: designer cataract surgery. In: Garg H, Alió JL, eds. *Femtosecond Laser: Techniques and Technology*. 1st ed. Miami, FL; JayPee Highlights Medical Publishers; 2012:152-154
- Bansal J, Gulani AC. Excimer Laser Enhancements after Multifocal IOLs, in Textbook of Premium Cataract Surgery: A Step by Step Guide. Ed. Hovanesian J. SLACK Inc, Thorofare, NJ 2012, 135-145, 15
- Gulani AC, BoxerWachler B, Rubinfeld R, and Wallace D, Jackson M: High Astigmatism after PKP: Complex Case managements in Refractive Surgery. Ed: Stonecipher K, Majmudar P, Coleman S. 1-4, July 2011, Cataract & Refractive Surgery Today (CRST)

Gulani AC, Whitman J, Hoopes P, Chu R: Which refractive procedure would you choose?
: Consultation section. Premier Eye Surgeon. March/April 2011



Gulani AC. Think Outside the Cone: Raising Keratoconus Surgery to an Art. Advanced Ocular Care, Nov/Dec 2010; 35-37

Gulani, AC, Nordan, Lee, Alpins, Noel, Stamatelatos, George. Excimer Laser Photorefractive Keratectomy for Keratoconus: In Textbook – Keratoconus and Keratoectasia Prevention, Diagnosis and Treatment. SLACK Inc 2009;14:145-151

Gulani, AC, Mertens, Erik, Karpecki, Paul. Corneal Ectasia PostLASIK: The Orbscan Advantage: In Textbook – Surgical Techniques in Ophthalmology Refractive Surgery. JP Publishers 2009;35: 202-206

Gulani AC, Boxer Wachler B. ReShaping Keratoconus: Laser PRK followed by Corneal Cross Linking. Mastering Corneal Collagen Cross Linking Techniques. Textbook of Ophthalmology. JP Inc. 2009; 120-131, 19

Gulani, AC. Asymmetric Intacs for Keratoconus. Surgical Techniques in Ophthalmology Corneal Surgery. JP Publishers 2009;2:7-11

Gulani, AC. Repairing Multifocal IOL Surprise and Corneal Scar – Refractive Surgery of the Rescue: In Textbook: Surgical Techniques in Ophthalmology Refractive Surgery. JP Publishers 2009;39: 227-229

Gulani, AC. ICL Pearls: In Textbook: Surgical Techniques in Ophthalmology Refractive Surgery. JP Publishers 2009;54: 305-307

Gulani, AC. Laser Surgery in Post RK Cases: In Textbook: Surgical Techniques in Ophthalmology Refractive Surgery. JP Publishers 2009; 62:376-377

Gulani, AC. Laser PRK for Keratoconus. Surgical Techniques in Ophthalmology Refractive Surgery. JP Publishers 2009; 63: 378-379

Gulani, AC, Nordan, Lee T. Advances in Corneoplastique™: Art of Laser Vision Surgery. Surgical Techniques in Ophthalmology Refractive Surgery. JP Publishers 2009; 73: 455-460

- Gulani, AC, Wachler, Bryan Boxer. Re-shaping Keratoconus: Laser PRK followed by Corneal Cross-linking: Surgical Techniques in Ophthalmology Refractive Surgery. JP Publishers 2009; 72: 445-454
- Gulani, AC, Wachler, Bryan Boxer. Re-shaping Keratoconus: Laser PRK Followed by Corneal Cross-linking. Surgical Techniques in Ophthalmology Corneal Surgery. JP Publishers 2009; 54:323-333
- Gulani, AC, Swartz, Tracy. Future of LASIK Surgery: In Textbook - Surgical Techniques in Ophthalmology Refractive Surgery. JP Publishers 2009;74: 461-464
- Gulani, AC. Vision Correction Surgeries: From Memory Lane of the Past to the Vision Super Highways of the Future: The Journal of AAPI:16-20, 2009
- Gulani, AC. Lens Laser Combination Surgery: In Textbook – Surgical Techniques in Ophthalmology Cataract Surgery. JP Publishers 2009; 59: 360-362
- Gulani, AC. Cataract Surgery in Post RK Cases: In Textbook – Surgical Techniques in Ophthalmology Cataract Surgery. JP Publishers 2009; 65: 389-390
- Gulani, AC. Tips, Insights, and Techniques from Other Surgeons: In Textbook – DSEK What you need to know about Endothelial Keratoplasty. SLACK Inc. 2009; 9: 113,115
- Gulani, AC. Pterygium and Pinguecula Surgery: Next Day Cosmetic Outcomes (The Future of Ocular Surface Surgery): In Textbook – Surgical and Medical Management of Pterygium. JP Publishers 2009; 25:130-142
- Gulani AC, Nordan L. Advances in Laser Corneoplastique. Mastering Corneal Collagen Cross Linking Techniques. Textbook of Ophthalmology. JP Inc. 2009; 56-63, 11
- Gulani, AC. Aphakic Epikeratophakia with Decentered Scarred Epilenticle. Surgical Techniques in Ophthalmology Corneal Surgery. JP Publishers 2009; 19:123-124
- Gulani, AC. Amino Keratoplasty for Band-shaped Keratopathy. Surgical Techniques in Ophthalmology Corneal Surgery. JP Publishers 2009; 24:152-153
- Gulani, AC. Key Hole Corneal Transplant. Surgical Techniques in Ophthalmology Corneal Surgery. JP Publishers 2009; 25:154-156
- Gulani, AC. Artificial Cornea Technique. Surgical Techniques in Ophthalmology Corneal Surgery. JP Publishers 2009; 41:259-260
- Gulani, AC. Laser PRK for Keratoconus. Surgical Techniques in Ophthalmology Corneal Surgery. JP Publishers 2009; 5:22-24

- Gulani, AC. Excimer Laser PRK and Corneal Scars: Refractive Surgery to the Rescue. *Surgical Techniques in Ophthalmology Corneal Surgery*. JP Publishers 2009; 15:93-96
- Gulani, AC. Corneoplastique™- An Update. *Surgical Techniques in Ophthalmology Corneal Surgery*. JP Publishers 2009; 18:116-122
- Gulani AC. "Future Directions in Lasik"- Corneal Refractive Surgery in Video Atlas of Ophthalmic Surgery. XLV. 2008
- Gulani AC. " Pentacam Technology in Lasik"- Corneal Refractive Surgery in Video Atlas of Ophthalmic Surgery. XVII. (2) 2008
- Gulani AC. " Corneoplastique: Art of Laser Vision Surgery"- Corneal Refractive Surgery in Video Atlas of Ophthalmic Surgery. XXXVIII. (2) 2008
- Gulani AC. "Gulani KeyHole Transplant"- Corneal Refractive Surgery in Video Atlas of Ophthalmic Surgery. XXXVII. (2) 2008
- Tiffany, S. (2009, November 23). Dr. Arun Gulani Listed in Forbes Magazine as One of The Leading Laser. Retrieved July 28, 2020, from <https://www.prweb.com/releases/gulani-vision/jacksonville-lasik-forbes/prweb3236184.htm>
- Gulani, AC. Sutureless Amniotic Surgery for Pterygium: Cosmetic Outcomes for Ocular Surface Surgery. *Techniques in Ophthalmology*. 6(2):41-44, 2008
- Gulani AC. Surgical method sets higher standard for managing pterygium. *Ocular Surgery News*. Consultation Section, Aug. 2008
- Gulani AC, John Thomas. Combined corneal scar excision, Laser PRK surgery seeks unaided emmetropia. *Ocular Surgery News*. Cornea & External disease section, June 2008
- Gulani AC. Corneoplastique™. *Techniques in Ophthalmology* 5(1):11-20, 2007
- Gulani AC. Principles of Surgical Treatment of Irregular Astigmatism in Unstable Corneas. *TextBook of Irregular Astigmatism . Diagnosis and Treatment .* Thorofare , NJ: SLACK Incorporated; 2007:251-261
- Gulani AC. Gulani 5S Classification System. In *Textbook - Tips & Tricks in LASIK Surgery*. J.P. Publishers 2007; 7, 91-100
- Mertens E, Gulani AC, Karpecki P. The Orbscan Technology. In *Textbook- Mastering Techniqnes of LASIK, EPILASIK and LASEK. Techniques and Technology*. J.P. Publishers 2007; 98, 310-320
- Gulani AC. Pentacam Technology in LASIK: The Shape of Vision. In *Textbook- LASIK Surgery*. J.P. Publishers 2007; 4, 51-61

- Gulani AC. "Corneoplastique" *Video Journal of Ophthalmology*. III. 2007
- Gulani AC. Pentacam Technology in Customized Refractive Surgery: In Textbook- Mastering the Techniques of Customized Lasik. J.P. Publishers 2007; 15, 156-164
- Gulani AC. Excimer Laser PRK and Corneal Scars: Refractive Surgery to the Rescue. In Textbook- Mastering Advanced Surface Ablation Techniques. J.P. Publishers 2007; 26, 246-248
- Mertens E, Gulani AC. Post – Lasik corneal ectasia: In Textbook- Mastering the Techniques of Customized Lasik. J.P. Publishers 2007; 31, 284-293
- Gulani AC, Swartz T. Future of LASIK: In Textbook- Mastering the Techniques of Customized Lasik. J.P. Publishers 2007; 55, 511-515
- Gulani AC; McDonald M, Majmudar P, Koch D, Packer M, Waltz K. "Meeting the challenge of Post-RK patients"- Review of Ophthalmology, 2007; IV (10), 49-54.
- Gulani AC. " Corneoplastique system repairs cornea before or after Laser refractive surgery" *Ocular Surgery News*, Nov 2007; 25 (21). 124-125
- Gulani AC, Alio J et al: "Abnormal Preoperative Topography in Refractive Surgery Complications: Cataract and Refractive Surgery Today Journal 2007; 7(2) 37-42
- Gulani AC. "Como manejar logicamente a los pacientes post-lasik" Review of ophthalmology en Espanol., 2007; Edicion #19, 14-17.
- Gulani AC. Corneoplastique: Art of Vision Surgery (Abstract). Journal of American Society of Laser Medicine and Surgery. 2007; 19. 40
- Gulani AC. "A New Concept for Refractive Surgery: Corneoplastique". *Ophthalmology Management* 2006; 57-63
- Gulani AC. "How to put logic into action after Lasik"- Review of Ophthalmology, 2006; XIII (9), 60-64.
- Gulani AC et al: Post-Lasik Corneal Ectasia. International textbook of Corneal Topography (Released at the *European Society of Cataract & Refractive Surgery* conference- London 2006)
- Gulani AC. "Corneoplastique" *Video Journal of Cataract and Refractive Surgery*. Vol XXII. Issue 3, 2006
- Gulani AC, Wang M: Future of Corneal Topography. Textbook of Corneal Topography in the Wavefront Era. Slack Inc. 2006; 26: 303-304

- Slack Inc (Released at the *American Society of Cataract and Refractive Surgery conference-California- 2006*)
- Gulani, A. C. (2005, March 24). Extended Sun Exposure Increases Risk of Eye Pterygium - Florida Surgeon. Retrieved July 28, 2020, from <https://www.prweb.com/releases/2005/03/prweb221035.htm>
- Gulani AC, Mertens E, Karpecki P: Indices for Corneal Ectasia in LASIK surgery. *Corneal Topography*. Slack Inc (2005).15; 209-220
- Wang M, Schwartz T, Gulani AC. Complex Lasik Cases & Topography. *Corneal Topography*. Slack Inc (2005). 9; 131-146
- Gulani AC. "Time-Out for Sports related Eye Injuries". *Ophthalmology Times* 2004
- Gulani AC, Probst L, Cox I, Veith R. "Wavefront in Lasik" : The Zyoptix. Platform. *Ophthalmol Clin N Am* 17 (2004). 173-181
- Gulani AC, L Probst. "Cons of Presbyopic Lasik". In: *Lasik: Advances, Controversies & Custom*. Slack Inc (2004). 32B; 367-369
- Gulani AC et al. "Innovative Real-Time Illumination System for LASIK Surgery" *Clinical & Surgical Ophthalmology*. *Journal of Canadian Society of Cataract & Refractive Surgery*, 2003; 1/21, 6: 244-246
- Gulani AC. "Wavefront Aberrometry Helps in Figuring out Best Treatment Options". *Eyeworld* 2003; Vol 8, No.2, 16-17
- Gulani AC. "How to Quell the Renegade Cells". *Review of Ophthalmology*. Vol VIII, No.9. 79-80. Sept 2003
- Gulani AC. "Placenta Tissue has power to restore Vision" *Medical Staff*, Aug 2003. 6
- Gulani AC. "Dry Eye Matrix". *Ophthalmology Times*, May 2003
- Gulani AC. "Wavefront Technology Becomes Important Preop, Postop Tool". *Ophthalmology Times*, April 2003
- Gulani AC. "Lamellar Corneal Procedure Useful for Reparative Surgery". *Ophthalmology Times*, April 2003
- Gulani AC. "Take a Closer Look at lasik Candidates". *Review of Ophthalmology*. Vol X, No.2. 79-80. Feb 2003

- Gulani AC. "Wavefront Guided- Assisted Lasik Surgery" Ocular Surgery News 2003; Vol 21, No.7. 1 & 6-12
- Gulani AC. "Epikeratophakia Reversal after long term healing". Ocular Surgery News 2003, Vol 21, No.7. 4
- Gulani AC. "Corneal Complications of Laser Assisted In Situ Keratomileusis ". DCMS Journal 2002; 53, 6: 259-261. Aug 2002
- Gulani AC. "Innovative Real-Time Illumination System Aids in LASIK". Ocular Surgery News 2002; Vol20, No.22. 3 & 40.
- Gulani AC. "New Instrument for Corneal Incision Viewing "Ophthalmology Times. Vol 27. No.12, 40. June 2002
- Gulani AC. "Gulani Systems in Lasik Surgery". Eye News, Vol 1, 6-12. April 2002.
- Gulani AC. "The Gift of Sight". Open Lines, 2002; IV,2,3
- Gulani AC. "Epithelial Ingrowth Protocol Guides Intervention, Therapy". Ophthalmology Times2002; Vol 27, No.23, 1&24-25.
- Gulani AC. "Corneal Transplant Procedure Clears up Sight". The Business Journal 2002; 12
- Gulani AC. "UF Lasik Institute" WAYS, 2002; 5
- Gulani AC. "Sports Related Eye Injuries". Ophthalmology Times, Vol 27, No.12. 1 & 24. June 2002
- Gulani AC. "To Your Health". Ponte Vedra Recorder. Sports & Eye Health B-16. April 2002
- Gulani AC. "Innovative Management cascade Treats Epithelial Ingrowth in Lasik" Ocular Surgery News. Vol 19, No.24, 16-18. Dec 2001
- Gulani AC. Excimer Beam Topography and Classification. American Society of Cataract & Refractive Surgery (Abstract). 2000; 148: 38
- Gulani AC. A New Stratified Classification & management Guide for Lasik Complications. American Society of Cataract & Refractive Surgery (Abstract). 2000;605;152
- Gulani AC. "Classifications in Lasik Surgery". Canadian Journal of Ophthalmology (Abstract). 2000;17:105
- Gulani AC. "Innovative Management cascade Treats Epithelial Ingrowth in Lasik" Ocular Surgery News. 2000;18: 39

- Gulani AC. "Lamellar Surgery: Counterpoint and Complication". In: Textbook Of Refractive Surgery. Edited by: Elander, Rich and Robin (Released at the Centennial conference of the American Academy of Ophthalmology)
- Gulani AC (2nd). "Ocular Pharmacology". In: Basic and Clinical Science Course, 2000, Section 2: ***Fundamentals and Principles of Ophthalmology***. American Academy of Ophthalmology, San Francisco. (In Press)
- Gulani AC. , L Probst. "Simultaneous Bilateral Lasik". In: Lasik: Advances, Controversies & Custom. Edited By Probst.
- Gulani AC. "Implants for High Myopia". In: Practical Atlas of Refractive Surgery. (In Preparation)
- Gulani AC. "ALK Management and Avoidance of Complications". In: Refractive Surgery Textbook Edited By William Ellis, M.D. (In Preparation)
- Gulani AC. "Lasik Complications: Introducing Nomenclature & Management Protocol". In: Textbook of Refractive Surgery. Slack Inc. (In Preparation)
- Gulani AC. "Color Doppler Sonography in Von Hippel's Disease" -In: Textbook of Ophthalmology. E-medicine Inc.
- Gulani AC. "Hyperopic Lasik Surgery". In: Textbook of Ophthalmology. E-medicine Inc.
- Gulani AC. "Anterior & Posterior Phakic Lenses in Refractive Surgery". In: Textbook of Refractive Surgery (In Preparation)
- Gulani AC. "Corneal Complications of Lasik: A New Classification and Guide". In: Advances in Ophthalmology. (In Press)
- Gulani AC. "Excimer Laser Vigilance in Lasik". In: Textbook of Refractive Surgery (In Preparation)
- Gulani AC. "Innovative masking Lenses aid Patient Fixation in Hyperopic Lasik". Ocular Surgery News.1999;17:15
- Gulani AC. Ophthalmology and High Frequency Ultrasound. Journal of Ultrasound in Medicine. 1999; 18: S1-S200
- Gulani AC. Laser Vigilance in Laser Refractive Surgery. Contactologica. 1999; 21: 118
- Gulani AC. "New Triple Benefit Intra-Ablative Contact Lenses for Hyperopic LASIK" Contactologica. 1999; 21: 107

- Gulani AC. "Lasik Cannulae in Flap Positioning and Irrigation". Eyeworld.1999; 4: 60
- Gulani AC. "New Flap Instruments Created as Lasik goes Mainstream". Eyeworld. 1999;4: 48-49
- Gulani AC. "Toric IOL Users Find Own Tricks But Few New Instruments". Eyeworld. 1999; 4: 47.
- Gulani AC. "Lasik Corneal Complications: A New Stratified Classification". ***Ophthalmology*** 1999; 106:1457-58
- Gulani AC. "Proposed Classification Systems for Lasik Reporting" Eyeworld. 1999; 4: 35
- Gulani AC. "The Usefulness of Ocular Color Doppler in Diagnosing Angiomatosis Retinae Associated with Von Hippel's disease" Journal Of Diagnostic Medical Sonography, 1998;14:21-23
- Gulani AC et al. Piggyback Intraocular lenses (Consultation Section) Annals Of Ophthalmology & Glaucoma. 1998; 30: 205-206
- Gulani AC. "Minimize Surface Trauma." Eyeworld.1998; 3: 26
- Gulani AC. "Lasik Globe Stabilizer & Flap Restrainer". Ocular Surgery News. 1998;16:63
- Gulani AC. "New Instrument For Revision Lamellar Refractive Surgery". Journal Of Cataract & Refractive Surgery (JCRC), 1998; Vol 24: 595
- Gulani AC et al. "Lasik in Four Types of Ametropia" (Consultation Section). Annals of Ophthalmology & Glaucoma. 1998; Vol 30, No.3: 135-136
- Gulani AC. "Ocular Color Doppler Usage Aids In Diagnosis And Evaluation Of Ocular Pathologies". OSN 1998; Vol 16, No.6 : 54-55
- Gulani AC. "Its A matter of control: The Gulani Lasik Globe Stabilizer and Flap Restrainer". Asico Vision News. 1998; 1: 1-2
- Gulani AC. "Corneal Flap Management in Lasik" Eyeworld. 1998;3:40
- Gulani AC. Sonographic Diagnosis of Orbital Cysticercus Cyst: " The Hanging Drop Sign". Journal of Diagnostic Medical Sonography, 1998; Vol 14, No. 3: 122-124
- Gulani AC. "Lasik gets good results with difficult hyperopia cases". Ophthalmology Times 1997; 22:13
- Gulani AC. "What's new in refractive surgery?" Review of Ophthalmology 1997; 79-81

- Gulani AC. "Refractive Tool Time. Lasik flap instruments: The rush is on." Eyeworld. 1997; 2:38
- Gulani AC. "Phakic implants for high myopia" (ARVO abstract), Invest Ophthalmology Vis Sci, 1997; 38: S539
- Gulani AC. "Edge Delineator and Liftor: Current Techniques" Ocular Surgery News. 1997;15: 9
- Gulani AC. "Lasik Revision Technique: Current Techniques". American Academy of Ophthalmology Annual Meeting News. 1997:17
- Gulani AC. "Storz Current Techniques." Eyeworld. 1997; 2: 77
- Gulani AC. " Tuberculous involvement of the optic nerve leading to widespread calcification". Asia-Pacific Journal of Ophthalmology. 1995;17 : 17-18.
- Gulani AC. "Corneal Arcus and Blood Lipid Levels- A Study of 95 Cases". Journal of Internal Medicine, 1994; 3: 14-15
- Gulani AC. "Plasmacytoma of The Orbit". Afro-Asian Journal of Ophthalmology. 1994; XIII: 59-60
- Gulani AC. "Color Doppler Sonography: A new investigative modality for intraocular space occupying lesions". EYE (1994) 8, 307-310".
- Gulani AC. "Experience With Ten Refractive Surgical Procedures for Hyperopia" Research Communications in Pharmacology and Toxicology (in press)
- Gulani AC. "New Instrumentation for Revision Lasik Surgery" Research Communications in Pharmacology and Toxicology (in press)
- Gulani AC. "Simultaneous Pterygium and Cataract Surgery". Journal of PostGraduate Medicine 1993; I2: 4-6.

AUDIO - PUBLICATIONS:

- Gulani AC. "Advanced Lasik Surgery- Corneoplastique (TM)"
American Society of Lasers in Medicine & Surgery: Audio. L7-7-1, April 2007
- Gulani AC. "New Intervention Criteria and Systems In Epithelial Ingrowth" American Society of Cataract & Refractive Surgery. Lasik Complication Session: Audio. K2, June 2002
- Gulani AC. Excimer Beam Profile Topography; National Audio Video Inc., 2000-Audio

Tape 12

Gulani AC. Corneal Topography in Refractive Surgery Course; National Audio Video Inc., 2000-Audio Tape 25

Gulani AC. New Stratified Classification & Management Guide; National Audio Video Inc., 2000-Audio Tape 48

Gulani AC. Corneal Complications of Lasik, California; Infomedix, 1999-Audio Tape S107-42

Gulani AC. Lasik Lenses for Hyperopia, California; Infomedix, 1999-Audio Tape S107-09

Gulani AC. New Stratified Classification & Management Guide; National Audio Video Inc., 1999-Audio Tape 62

VIDEO PUBLICATIONS:

Carlson, Alan N. MD, Goldberg, Damien F. MD, Gulani, Arun C. MD, & Shah, Sunil MBBS, FRCO_{PHTH}, FRCS(Ed), FBCLA. (January 2013). From Slipknots to Lasers: Surgeons provide a step-by-step analysis of some of the most watched videos of Eyetube.net. *Cataract & Refractive Surgery Today*. 1-3.

Carlson, Alan N. MD, Goldberg, Damien F. MD, Gulani, Arun C. MD, & Shah, Sunil MBBS, FRCO_{PHTH}, FRCS(Ed), FBCLA. (January 2013). From Slipknots to Lasers: Surgeons provide a step-by-step analysis of some of the most watched videos of Eyetube.net. *Cataract & Refractive Surgery Today*. 1-3. European Edition.

Gulani AC. "No-Stitch Pterygium Surgery: Next Day Cosmetic Outcomes" *Video Journal of Ophthalmology*. 2009

Gulani AC. "Corneoplastique" *Video Journal of Ophthalmology*. III. 2007

Gulani AC. "Future of Laser Vision Surgery" Video DVD rom. Advanced Surface Ablation Techniques. 2007

Gulani AC. "Future Directions in Lasik". Video DVD rom. Laser Applications in Ophthalmology. 2007

Gulani AC. "Pentacam Technology". Video DVD rom. Laser Applications in Ophthalmology. 2007

Gulani AC. "Corneoplastique" *Video Journal of Cataract and Refractive Surgery*. Vol XXII. Issue 3, 2006

Gulani AC. Innovative Lasik Lights. 2003-Video Tape

Gulani AC. Epikeratophakia Reversal, 2003-Video Tape

Gulani AC. New Illumination System in Lamellar Corneal Surgery, 2003-Video Tape

Gulani AC. Journey to Lasik. 2002-Video Tape

Gulani AC. Enhanced Laser Precision in Lasik New York; BiMedix,1999-Video Tape L1

Gulani AC. Revision LASIK Surgery: New Instrumentation & Technique BiMedix, 1999-Video Tape L2

Gulani AC. LASIK Masks for Hyperopia: New Technique & Results BiMedix, 1999-Video Tape L3

Gulani AC. Ocular Color Doppler: New Diagnostic Modality for Intraocular Lesions. Videotronics,1997-Video Tape 2

Gulani AC. Epithelial Ingrowth in LASIK: Management & Avoidance BiMedix, 1999-Video Tape L4

Gulani AC. Ophthalmic Ultrasonography: Clinical Applications & Interpretations. Videotronics, 1997-Video Tape 1

Gulani AC. LASIK Complications: Management Guide. National Audio Video Inc., 1999-Video Tape 16

DVD - Roms:

Gulani AC. Presbyopia-Correcting IOLs. 3-E Intra ocular surgery. ASCRS 2008

Gulani AC, Wang M, Holladay J, Klyce S, Reinstein D. Advanced Corneal Topography for Refractive Surgeons. 08-101. ASCRS. 2008

Gulani AC. Pentacam Technology in Full Spectrum Refractive Surgery. 912-2508 SC. Clin & Surg Program. 2008

Gulani AC. Corneoplastique: The Art of Lasik. 2008

Gulani AC. "Innovative Lasik Lights". 2003 ASCRS Innovator's Lecture Series

Gulani AC. New Classification Systems in Lasik Surgery. 2001-CD Mdex

Gulani AC. "Corneal Flap Management in Lasik" IIO & RS Society. 2001

MODERATED (Scientific Sessions):

Gulani AC, Wang M, Holladay J, Klyce S, Reinstein D. Advanced Corneal Topography for Refractive Surgeons. 08-101. ASCRS, Chicago, Illinois. April 2008

Gulani AC. Advanced Corneo-Plastic Surgery. SASCRS, Durban, South Africa. August 2005

Gulani AC. Refractive Lensectomy. SASCRS, Durban, South Africa. August 2005

Gulani AC. Wavefront and Full Spectrum refractive Surgery
ESCRS, Paris, France. September 2004

Gulani AC. Lasik Complications: New Trends in Management
KMSG: Advanced Surgeon's Club - AAO, New Orleans, Louisiana. October
2004

Gulani AC. Wavefront Principles: Applied & Simplified
ASCRS, California. April 2003

Gulani AC. Corneal Salvage Surgery for Refractive Complications
ASCRS, California. April 2003

Gulani AC. Scientific Session 5: Lasik Complications & Enhancement
KMSG Congress, Italy. September 2000

Gulani AC. Scientific Session1: New Technology and Microkeratomes
KMSG Congress, Italy. September 2000

Gulani AC. Complex Cases in Refractive Surgery. Refractive Complications Club.
American Academy of Ophthalmology, Texas. October 2000

Gulani AC. Scientific Session: Ophthalmology and High Frequency Ultrasound
J Ultrasound Med 18: S1-S200, Texas. March 1999

INVENTIONS & PROTOCOLS



INTRODUCED NEW CLASSIFICATION SYSTEMS & PROTOCOLS:

1. 3-Tier Lasik Complication Classification
2. GPS (Gulani Planning System): Protocols for Staged Surgical Techniques
3. Excimer Laser Beam Profile Classification
4. Epithelial Ingrowth Density Classification in Lasik
5. Gulani 5S System for Advanced Lasik & Corneal Surgery

NEW INSTRUMENTS DESIGNED:

New instruments designed along with innovative surgical techniques for Lasik, Cataract, Pterygium & Corneal Surgery.

INVENTED SURGICAL INSTRUMENTS & TECHNIQUES:

- Corneoplastique™: Raised Lasik, Corneal & Cataract surgery to an Art
- KLEAR: A Systematized range of over 40 Kerato-Lenticulo-Refractive Surgeries
- MASSTER Technique for “No-Pain” PRK surgery
- SPARKLE: “No-Stitch” Cosmetic Pterygium/Pinguecula Surgery
- LaZrPlastique & LenzOplastique: Vision-Optimized Lasik and Cataract surgery
- Color Doppler Sonography for intraocular lesions: Authored 1st textbook in World
- Think Outside The CONE: Keratoconus corrective techniques & applications

INTRODUCED NEW DIAGNOSTIC SIGNS:

1. "Excimer Beam Profile Topography" (Lasik) for “Hot” & “Cold” Laser Spots
2. “On-Cornea”, “In-Cornea” corneal Scars using Innovative S/L Imaging
3. "Stalk Sign"(Retinoblastoma), “Bridge Sign”(PHPV), "Hanging Drop Sign” (Cysticercosis), "Auto-gonioscopy Sign" (Keratoglobus)

SPECIAL HONORS:



- Becton-Dickinson Career Achievement Award
- International Gold Medal for Advances & Innovations in Lasik & Cataract eye surgery
- Science Achiever of the Year Award



- American Academy of Ophthalmology “Honor” Award
- American Society of Cataract & Refractive surgery – Film Festival Award **First Place**
- Lifetime Achievement Award
- Super Physician Finalist Award
- Up & Comers Award
- Best Medical Achievement Award
- Indo US Award

- World Refractive Surgery Society Award
- Lions International Award
- Storz Innovator in Surgical Techniques & Instrumentation Award
- Bausch & Lomb Young Investigator's Award (3 consecutive years)
- American Surgical Instrument Corporation Award
- Bell-Pharma Innovator's Award



NON-ACADEMIC AWARDS:



- National Library of Poet's Recognition Award
- State Merit Awards: Lawn Tennis, Swimming and Athletics
- Arts Awards: at the "Apsara Artists' Contest" for two consecutive years.
- Lions International "**Sight First Award**" for Excellence in Social Service and Community Eye Care
- Rotary Club Recognition Award for Community Service
- invited member to: "the American Institute of Ultrasound in Medicine"
- invited associate to: "the New York Academy of Sciences"
- invited associate to: "American Association for Advancement of Sciences"
- Pride of Sindh Award –Los Angeles

MEMBER OF THE FOLLOWING PROFESSIONAL ORGANIZATIONS:



- American Academy of Ophthalmology
- American Society of Cataract and Refractive surgery
- European Society of Cataract and Refractive surgery
- International Society of Refractive surgery
- Worldwide Keratomileusis study group
- National Keratoconus Foundation
- Duval County Medical Society
- New York Ophthalmology Society
- World Federation of Cataract and Refractive surgery
- Fellow of Royal Society of Health in United Kingdom
- International Inventor's Club

REVIEW COMMITTEE HISTORY



Reviewers—2003

Each individual listed has donated time, effort, and thought to reviewing manuscripts written by their colleagues. This is a labor of personal and academic dedication, since reviewers receive no pay or recognition for their efforts—except this simple listing. The peer review process is an essential element in the veracity of papers published in the *Journal of Refractive Surgery*, an element that cannot be avoided, truncated, or subverted. The reviewers' comments help guide the editors in selecting articles for publication; we emphasize that it is the editors—not the reviewers—who make the final decision for publication or rejection. Much more than that, however, are the helpful comments reviewers make to assist authors in rewriting their papers.

Dr. Galani - Thank you for your help with reviews! And, Scherbert
All of us join in saying Thank You and wishing you a Happy and Healthy New Year
the editorial staff Ophthalmology

Scientific Reviewers for 2003

ENTREU

- HATTENBARK, MATTHEW
- HAWKINS, BARBARA S.
- HEATHLEY, JOHN
- HEATLEY, GREGG
- HEDBERG, JOHN
- HEDGE, KOURNIA
- HEER, JEFFREY
- HEIDT, JAMES
- HERKSON, LEON
- HERRSHORFER, SCOTT
- HERTL, RICHARD
- HIRA, HIDEO
- HIGASHIMURA, EYE
- HIEGEL, TERENCE
- HILL, L.
- HILL, RICHARD
- HING, BRADLEY
- HINOJOSA, MARK
- HIRST, LAWRENCE
- HO, ALVIN
- HODG-NGAN, TAMARA
- HOFMAN, JEFFREY
- HOGUE, DAVID
- HOOGE, WILLIAM
- HOFMAN, MICHAEL
- HOLEKAMP, NANCY
- HOLLAND, JACK
- HOLLAND, DAVID R.
- HOLLAND, SIMON
- HOPPEL, MICHELE
- HOVA, TOSHIRO
- ILABEL, LUCIA
- INA, HIDEO
- ING, JEREMY
- IN, MICHAEL
- IRVING, JOHN
- IRVING, CAROLYN
- ISKROWICZ, SHERWIN
- IVACIL, ANDREW
- JABROU, NABIL
- JABROU, NABIL
- JAIN, DOUGLAS
- JAIN, SWANLEY
- JAMES, HENRY
- JAMPH, LEE
- JANITZ, JONATHAN

- Jorge L. Alió
- Nori Altman
- Ronato Ambrósio Jr
- Penny A. Asbell
- Kerry Asbell
- David A. Ackman
- Jules Baum
- Thomas Bernds
- Jesper Bjerreman
- Perry S. Binder
- Linda Bourque
- Ornan Becker Wulber
- Ornato Casolo Bruno
- Camille J. Budo
- Steven Burns
- Massimo Busin
- Maurio Campos
- Pratimona Carmones
- Jonathan Carr
- Fabio H. Casanova
- Maria Regina Chalita
- Keith Charles
- Arturo Chayet
- Li Chen
- Y. Ralph Chu
- D. Jackson Coleman
- Joseph Colin
- Michael J. Collins, Jr.
- D. Michael Colvard
- Brian M. DeBroff
- Dheerinder K. Dhilliwala
- Burkhard Dick
- Klaus Ditzel
- John Donno
- Nathan Doble
- Harminder S. Dua
- Gernot L.W. Duetzker
- Daniel S. Durrie
- Richard A. Efferman
- Alan El Dussoury
- Daniel Epstein
- Francis Fawcett
- William Freeman
- Rebecca F. French
- Fernando Garcia
- David Gasser
- Michael Goggin
- Irene Gottlob
- Hana Grossnikolina
- José O'Neill
- Antonio Guzman
- Arun C. Gopinath
- DEVIC, TITIKO
- Weldon Haw
- Jesper Hjortdal
- Heidi Hofer
- Kenneth Hoffer
- Jack T. Holladay
- Yoshiko Hori-Komai
- David Huang
- Amy Hutchinsion
- W. Bruce Jackson
- Benedict Jean
- The Moon Jeong
- James Jester
- Stephan Kaufman
- Guy Kerstian
- Stephen D. Klyce
- Douglas Koch
- Thomas Kohman
- Jane F. Koratz
- Theresa Krumer
- Sergio Koivko
- George D. Kymnias
- A. Langenhoeber
- Michael Lemp
- Chris Lohmann
- Damien C. Macaluso
- Robert Mack
- Scott MacLise
- Nayuki Maeda
- Rena Maqam
- Francis Miah
- Parag Majumdar
- Edward Mascher
- John Marshall
- William Mathers
- Rick McCarley
- Marguerite McDonald
- José Menzies
- David Miller
- Robert Montes-Mico
- John R. Moran
- Edson Mori
- Michael Mrochen
- Mark Packer
- Sadi Patel
- Jay S. Pepose
- Jan S. Peterson
- Michael Pop
- Frikkie Pogreiter
- Paul-Ralf Prenscher
- Mukatah Qazi
- Yaron Rotmanowitz
- Chris Rappano
- Fred Reinholdt
- Larry F. Rich
- Cynthia Roberts
- Eduardo M. Rocha
- Andrew Rollins
- Emmanuel Rosen
- J. James Rowsey
- James J. Sale
- Elvira Sarover
- Kiichi H. Sato
- Isaac Schipper
- James T. Schweigering
- Walter Sekundo
- Jun Shimozaki
- Dimitrios S. Siganos
- Joseph G. Sivak
- Michael R. Smolek
- Robert Snyder
- Christopher W. Spraul
- Julian Stevens
- Alan Sugar
- John E. Surphin
- Jonathan H. Talamo
- Andrey Talley
- Guillermo Tamayo
- Michael Taravella
- Timo Teruo
- Vance Thompson
- Isaku Toita
- Stephen Tsvikel
- Andrew Tulla
- Remy Tunnar
- Hirotaki Uozato
- Paolo Vinciguerra
- John Vukich
- Michael Ward
- Liliana Werner
- Steven Wilson
- J. Trevor Woodhams
- Russell L. Woods
- Massakazu Yamada
- Geunyoung Yoon

- **OPHTHALMOLOGY** – Journal of American Academy of Ophthalmology
- **CATARACT & REFRACTIVE SURGERY** – Journal of American & European Society of Cataract and Refractive Surgery.
- **FACULTY of 1000** - London
- **JOURNAL OF REFRACTIVE SURGERY** – Journal of International Society of Refractive Surgery
- **INDIAN JOURNAL OF OPHTHALMOLOGY**
- **AMERICAN FAMILY PHYSICIAN JOURNAL**

EDUCATION & CLINICAL TRAINING:

EDUCATION & CLINICAL TRAINING:

Brooklyn Jewish Hospital

Ophthalmology Residency

- World Refractive Surgery Foundation Award
- Bausch & Lomb Young Investigator's Award (Three Consecutive Years)
- American Society of Cataract & Refractive Surgery Award

Brooklyn Jewish Hospital

Internal Medicine

Neumann Eye Institute

Fellowship

Preceptor: A.C. Neumann, M.D.

- Kerato-Refractive Surgery
- Outstanding Fellow Award

Medical Research Foundation

Research

Chennai and Mumbai, India

- Cornea, External Disease & Refractive Surgery
- Innovator's Award of SAFIU
- AIOS Refractive Surgery Session Award

King Edward VII Memorial Hospital

M.S. (Ophthalmology)

Mumbai, India

- Best Ophthalmic Resident 1994
- Diamond Jubilee Research Award
- A.M. Gokhale Prize & Shirin Mehtaji Prize for 1st Rank at National Ophthalmology proficiency competitions
- Bell- Pharma Research Award

King Edward VII Memorial Hospital

Internship

Mumbai, India

King Edward VII Memorial Hospital

M.B., B.S

Mumbai, India

- **Gold Medal** for 1st Rank at National Level